

Floating Dock with Resin Top







- PlayStar Parts (Required)
- PlayStar Assessories (Recommended)
- Additional Materials (Required)

Number of Sections				
1	2	3	4	5

	Description	Part No.	Quantity of Parts				
	Commercial Grade Dock Kit	PS 1005	1	2	3	4	5
	Dock Float	PS 1155	3	5	8	11	14
	Commercial Grade Pipe Sleeve	PS 1080	1	2	4	4	4
	Commercial Grade Auger	PS 1100	1	2	4	4	4
	Commercial Grade Hinge Kit	PS 1070	2	2	4	6	8
	Resin Dock Top	PS 1320	1	2	3	4	5
	Commercial Grade Joist Corner Bracket	PS 1015	4	8	12	16	20
	Commercial Grade Back Plate	PS 1017	8	16	24	32	40
	Frame Hardware	PS 1135	1	2	3	4	5
	Float Hardware	PS 1145	1	3	5	7	8

Number of Sections

1 2 3 4 5

		Description	Part No.	Quantity of Parts				
		Pipe Safety Caps	PS 1193	1	1	1	1	1
		Multi-Purpose Bumper	PS 1352	-	2	2	3	3
		Resin Dock Cleat 8" (additional hardware required)	PS 1191	-	2	2	2	2
		Pipe Sleeve Bumper	PS 1188	-	2	4	4	4
		Pipe 1-5/8" or 1-7/8" Diameter	-	1	2	4	4	4
		2" x 6" x 10' Lumber	-	5	10	15	20	25
		2" x 6" x 8' Lumber	-	2	4	6	8	10
		#8 x 2-1/2" Deck Screws	-	40	80	120	160	200
▼ Purchase to attach Resin Dock Cleat (PS 1191) 								
		1/4" x 4" Galvanized Lag Screws	-	-	4	4	4	4
		1/4" Galvanized Flat Washers	-	-	4	4	4	4